

**Water Testing Results - Falls City High School**  
**Action Level is 15 parts per billion (ppb)**

Fixture Location/Description	Fixture ID #	Test Date	Test Result (ppb)
Cafeteria - Sink	16_47659	8/5/2016	21.7
First Floor Boys Restroom - Sink	16_47660	8/5/2016	3.6
1st Floor Hall - Drinking Fountain	16_47661	8/5/2016	4.1
Room 2A - Sink	16_47662	8/5/2016	2.2
Second Floor Girls Restroom - Sink	16_47663	8/5/2016	0.9
Second Floor Girls Restroom - Sink	16_47664	8/5/2016	1.3
Room 21 - Sink	16_47665	8/5/2016	27.3
Room 21 - Sink	16_47666	8/5/2016	32.7
Room 21 - Sink	16_47667	8/5/2016	103.0
Room 21 - Sink	16_47668	8/5/2016	54.8
Cafeteria - Sink (retest)	16_70428	11/18/2016	24.0
Room 21 - Left Sink (retest)	16_70429	11/18/2016	9.0
Room 21 - Center Left Sink (retest)	16_70430	11/18/2016	2.0
Room 21 - Center Right Sink (retest)	16_70431	11/18/2016	25.0
Room 21 - Right Sink (retest)	16_70432	11/18/2016	3.0
Cafeteria - Sink (2nd retest)	17_03154	1/20/2017	4.0
Room 21 - Center Right Sink (2nd retest)	17_03155	1/20/2017	9.0

**ND = Non Detect - Lead level is below the set detection limits of 1ppb**





4120 SE International Way  
Suite A 110  
Milwaukie, OR 97222

503.387.3251 PHONE  
503.908.1318 FAX

www.trcsolutions.com

February 28, 2017

Mr. John W. Gilbert  
Facilities Manager  
**Falls City School District #57**  
101 N. Main Street  
Falls City, OR 97344

*Via email to: [john.gilbert@fallscityschools.org](mailto:john.gilbert@fallscityschools.org)*

**RE: Lead Water Testing Report  
Falls City High School Building (Facility #101)  
111 N. Main Street  
Falls City, Oregon 97344**

**TRC Project: 262545**

Mr. Gilbert:

At your request, TRC Environmental Corporation (TRC) performed lead in water testing at the Falls City School District High School Building located at 111 N. Main Street, in Falls City, Oregon.

### **Testing Procedures**

Water testing was performed following the United States Environmental Protection Agency (USEPA) guidance document "3Ts for Reducing Lead in Drinking Water in Schools: Revised Technical Guidance." The 3Ts document provides an action limit of 20 parts per billion (ppb) for lead.

Samples were collected from cold water outlets on the interior of the building(s), including drinking fountains, kitchen food preparation sinks, classroom sinks, restroom sinks, mechanical room sinks, faculty lounge sinks, office sinks, plumbed refrigerator water outlets and water bottle refill stations. Any outlets that were broken or not in use at the time sampling was performed were documented as such and were not sampled.

A map of each school was annotated with the sample locations for each outlet and each sample number and location which were recorded on a Drinking Water Sample Data Sheet & Chain of Custody. Sampling for the District was conducted during the school week on Tuesday through Friday. Samples were collected using plastic 250 mL unpreserved bottles. The unpreserved bottles were preserved by the laboratory after receipt per the analytical method. During sample collection, each bottle was marked with a school identification code followed by the sample number (Ex. 101-01A, 101-01B). Water was sampled without touching the mouth of the container to the faucet filling the bottle to approximately one inch from the top.

Two samples were collected from each of the cold water outlets being tested. The first sample collected was the first draw sample (also called an A sample). The first draw sample is the first flow of water from the outlet into the bottle and represents the water standing in the fixture that would initially be consumed. The flush sample (also called a B sample) was collected into a new sample bottle 30 seconds after the water has been allowed to continuously flow from the outlet. The flush sample represents the water from the plumbing line behind the wall and outlet. Upon completion of a sampling event, the sample bottles were packaged and the Water Sample Data Sheet & Chain of Custody Record was signed and delivered with the samples to Edge Analytical, Inc., an independent third-party, accredited laboratory.

**Laboratory and Analytical Method**

Analysis for lead was performed by Edge Analytical, Inc. an Oregon drinking water accredited laboratory, using the EPA Method 200.8 for analysis.

**Samples Collected and Results**

The District identified a total of ten (10) water fixtures prior to conducting the flushing and sampling activities. Sampling was conducted on August 5, 2016. Of the ten (10) first draw samples collected, five (5) had results above the action level of greater than 15 parts per billion (ppb) for lead. The first draw results (A sample) which were at or greater than 15 ppb for lead are noted in the table below. A complete list of the analytical results noting all rooms and outlets sampled can be found in Appendix A.

Sample #	Location and Fixture Description	Analyte	Result	EPA Limit	FCSD Action Limit
101-01A	Cafeteria Sink	Lead	21.7 ppb	20 ppb	>15 ppb
001-07A	Room 21 – Sink Faucet	Lead	27.3 ppb	20 ppb	>15 ppb
001-08A	Room 21 – Sink Faucet	Lead	32.7 ppb	20 ppb	>15 ppb
001-09A	Room 21 – Sink Faucet	Lead	103 ppb	20 ppb	>15 ppb
001-10A	Room 21 – Sink Faucet	Lead	54.8 ppb	20 ppb	>15 ppb

ppb = parts per billion  
 EPA = Environmental Protection Agency  
 FCSD = Falls City School District

**Recommendations**

TRC recommended that the District suspend the use of the water at the five (5) fixtures listed in the table above and take action to lower the concentrations for lead to those fixtures by replacing the associated outlet and supply lines from the wall to the outlet and potentially the associated plumbing line behind the wall. In the interim, as recommended by the USEPA short-term control measures such as flushing the piping in the system at the fixtures noted above, every morning before the facility opens, can be conducted to remove water that has been standing in the interior pipes and or fixtures. Additionally, TRC recommended that those fixtures be suspended from use until after the associated outlet, supply line from the wall to the outlet and any necessary plumbing lines are replaced. Once the replacements are made, TRC recommended the District have the water from the new outlets re-sampled for lead to determine if the outlet, supply line and plumbing line replacement (as applicable) has resolved the issue prior to allowing these faucets to be used without the short-term control measures noted above. A copy of the sample location map can be found in Appendix B.

**Follow-up Samples Collected and Results**

Five of total 10 water fixtures were determined to be above the action level at the time sampling was conducted and are represented in the table above. The District elected not to analyze the B samples, and instead proceeded directly to replacing the fixtures at these locations. TRC performed follow-up sampling of the five previously elevated fixtures within this school building once the fixtures were replaced. Follow-up sampling was conducted on November 18, 2016 and January 20, 2017. Two of the five samples remained above the action level during the sampling event in November; however, it was reported that these two fixtures were most likely not used once they were replaced. District facilities personnel tagged these fixtures as not in use, but proceeded to utilize them the week prior to the sampling in January in order to mimic regular use. The fixtures were then allowed to set unused for 8-18 hours prior to sample collection on January 20, 2017. The samples for both fixtures were below the action level during the January 20<sup>th</sup> sampling event.

**Conclusions**

Based on the fixture replacement activities completed by District and follow-up sample results indicating all sample locations at this facility being below the action level, TRC offers no further recommendations at this time.

TRC appreciates the opportunity to provide you with environmental consulting services. We look forward to working with you on future endeavors. If you have any questions or comments concerning this report, please call TRC at (503) 387-3251.

Sincerely,  
TRC Environmental Corporation



Jason Stone  
Industrial Hygienist



Ron Landolt  
NW Region BSI Practice Manager

## Appendix A – Analytical Results



Burlington, WA *Corporate Laboratory (a)*  
 1620 S Walnut St - Burlington, WA 98233 - 800.755.9295 - 360.757.1400  
 Bellingham, WA *Microbiology (b)*  
 605 Orchard Dr Ste 4 - Bellingham, WA 98225 - 360.715.1212

Portland, OR *Microbiology/Chemistry (c)*  
 9150 SW Pioneer Ct Ste W - Wilsonville, OR 97070 - 503.682.7802  
 Corvallis, OR *Microbiology/Chemistry (d)*  
 540 SW Third Street - Corvallis, OR 97333 - 541.753.4946  
 Bend, OR *Microbiology (e)*  
 20332 Empire Blvd Ste 4 - Bend, OR 97701 - 541.639.8425

## INORGANIC COMPOUNDS (IOC) REPORT FOR LEAD & COPPER

Client Name: TRC - Milwaukie  
 4120 SE International Way  
 Suite A110  
 Milwaukie, OR 97222

Reference Number: **16-19602**

Project: 101 - High School

System Name:  
 System ID Number:  
 DWP Source Number:  
 Multiple Sources:  
 Sample Type:  
 Sample Purpose: Investigative or Other  
 County:

Analyst: bj  
 Date Received: 8/5/2016  
 Report Date: 8/12/2016  
 Approved By: ljh  
 Authorized by:

Thanh B Phan  
 Lab Manager, Portland

Lab Number	Date Collected	Site / Location	EPA #	Analyte Name	Result	Units	AL	RL	METHOD	Lab	Comments
16_47659	8/5/2016	101-01A - cafeteria - sink	1030	LEAD	21.7	ppb	15	1	200.8	4072	
16_47660	8/5/2016	101-02A - ground floor men's restroom - sink	1030	LEAD	3.6	ppb	15	1	200.8	4072	
16_47661	8/5/2016	101-03A - 1st floor hall - drinking fountain	1030	LEAD	4.1	ppb	15	1	200.8	4072	
16_47662	8/5/2016	101-04A - room 2A - sink	1030	LEAD	2.2	ppb	15	1	200.8	4072	
16_47663	8/5/2016	101-05A - girls restroom- 1st floor sink	1030	LEAD	0.9	ppb	15	1	200.8	4072	
16_47664	8/5/2016	101-06A - 1st floor girl's restroom - sink	1030	LEAD	1.3	ppb	15	1	200.8	4072	
16_47665	8/5/2016	101-07A - room 21 - sink	1030	LEAD	27.3	ppb	15	1	200.8	4072	
16_47666	8/5/2016	101-08A - room 21 - sink	1030	LEAD	32.7	ppb	15	1	200.8	4072	
16_47667	8/5/2016	101-09A - room 21 - sink	1030	LEAD	103	ppb	15	1	200.8	4072	
16_47668	8/5/2016	101-10A - room 21 - sink	1030	LEAD	54.8	ppb	15	1	200.8	4072	

**NOTES:**

RL (Reporting Level): indicates the minimum reporting level.

AL Federal Action Levels are 0.015 mg/L for Lead and 1.3 mg/L for Copper under the Lead and Copper Rule for public water systems. A blank MCL value indicates a level is not currently established.

ND (Not Detected): indicates that the compound was not detected above the Reporting Level (RL).

These test results meet all the requirements of NELAP, unless otherwise stated in writing, and relate only to these samples. If you have any questions concerning this report contact Lawrence J Henderson at the above phone number.

**DRINKING WATER SAMPLE DATA SHEET & CHAIN OF CUSTODY**

**16-19602**  
47659 - 47668



Project #: 201545  
School Name (#): 101 - High School

Sampled By: Ron Landolt  
Date of Flush: 8/4/16  
Date of Sampling: 8/5/16

Sample #	Sample Location	Flush Time	Sample Time	Standing Time	Analysis - Pb by EPA 200.8 (250 mL Bottle)	Laboratory Sample ID	
101 - 61A	Cafeteria - Sink	1443	0806		X		
-01B	"		0807		X		
-02A	<del>2nd</del> Floor Men's Restroom - Sink	1448	0806		X		
-02B	"		0807		X		
-03A	1st Floor Hall - Drinking Fountain	1451	0810		X		
-03B	"		0825		X		
-04A	Room 2A - Sink	1453	0811		X		
-04B	"		0812		X		
-05A	Girls's Restroom - 1st Floor Sink	1455	0814		X		
-05B	"		0815		X		
-06A	1st Floor Girls's Restroom - Sink	1455	0814		X		
-06B	"		0815		X		
-07A	Room 21 - Sink	1458	0817		X		
-07B	"		0818		X		
-08A	Room 21 - Sink	1459	0817		X		
-08B	"		0818		X		
-09A	Room 21 - Sink	1500	0817		X		
-09B	"		0818		X		
-10A	Room 21 - Sink	1501	0817		X		
-10B	"		0818		X		
Relinquished by: (Signature)		Date: <u>8/5/16</u>	Received by: (Signature)		Date: <u>8-5-16</u>	Received by: (Signature)	
(Printed) <u>Ron Landolt</u>		Time: <u>14:20</u>	(Printed) <u>Thank Phan</u>		Time: <u>1700</u>	(Printed)	
Remarks: Preserved (Nitric Acid) or Unpreserved <input checked="" type="checkbox"/> Turnaround Time: <u>3-day</u>							
Please hold all B samples and invoice TRC for Analysis							
Condition of Samples: <u>DN N Brown</u>			No. <u>8/5/16 DN</u>		Page <u>1</u> of <u>1</u>		
Comments: <u>Acidified</u>							





**Burlington, WA Corporate Laboratory (a)**  
 1620 S Walnut St., Burlington, WA 98233 800.795.9295 - 360.757.1400  
**Bellingham, WA Microbiology (b)**  
 805 Orchard Dr Ste 4 - Bellingham, WA 98225 360.715.1212

**Portland, OR Microbiology/Chemistry (c)**  
 9150 SW Pioneer Ct Ste W - Wilsonville, OR 97070 - 503.682.7802  
**Corvallis, OR Microbiology/Chemistry (d)**  
 540 SW Third Street - Corvallis, OR 97333 - 541.753.4946  
**Bend, OR Microbiology (e)**  
 20332 Empire Blvd Ste 4 - Bend, OR 97701 - 541.639.8425

## LEAD & COPPER RULE REPORT

**Client Name:** TRC - Milwaukie  
 4120 SE International Way  
 Suite A110  
 Milwaukie, OR 97222

**Reference Number:** 16-28836  
**Project:** 262545-Phase 2 Falls City  
 S.D.-High School Bldg

**System Name:**  
**System ID Number:**  
**DWP Source Number:**  
**Multiple Sources:**  
**Sample Type:**  
**Sample Purpose:** Investigative or Other  
**County:**

**Analyst:**.mvp  
**Date Received:** 11/18/2016  
**Report Date:** 11/23/2016  
**Approved By:** bj  
**Authorized by:**

*Thanh B Phan*  
 Thanh B Phan  
 Lab Manager, Portland

Lab Number	Date Collected	Site / Location	EPA #	Analyte Name	Result	Units	AL	RL	METHOD	Lab	Comments
16_70428	11/18/2016	101-01C - Cafeteria Sink	1030	LEAD	24	ppb	15	1	200.8	4072	
16_70429	11/18/2016	101-07C - Room 21 - Left Sink	1030	LEAD	9	ppb	15	1	200.8	4072	
16_70430	11/18/2016	101-08C - Room 21 - Center Left Sink	1030	LEAD	2	ppb	15	1	200.8	4072	
16_70431	11/18/2016	101-09C - Room 21 - Center Right Sink	1030	LEAD	25	ppb	15	1	200.8	4072	
16_70432	11/18/2016	101-10C - Room 21 - Right Sink	1030	LEAD	3	ppb	15	1	200.8	4072	

**NOTES:**  
 RL (Reporting Level): indicates the minimum reporting level.  
 AL Federal Action Levels are 0.015 mg/L for Lead and 1.3 mg/L for Copper under the Lead and Copper Rule for public water systems. A blank MCL value indicates a level is not currently established.  
 ND (Not Detected): indicates that the compound was not detected above the Reporting Level (RL).

These test results meet all the requirements of NELAP, unless otherwise stated in writing, and relate only to these samples. If you have any questions concerning this report contact Lawrence J Henderson at the above phone number.



DRINKING WATER SAMPLE DATA SHEET & CHAIN OF CUSTODY RECORD

Project #: 262545, Phase 2  
School Name (#): Falls City S.D. - High School Building

Sampled By: Roz Landolt  
Date of Flush: 11/17/16 Date of Sampling: 11/17/16



Sample #	Sample Location	Flush Time	Sample Time	Standing Time	Analysis - Pb EPA 200.8 (250 mL Bottle)	Laboratory Sample ID
101-01C	Cafeteria Sink	~ 17:10	7:47		(Pb) - Lead	
101-01D	"		7:48		(Pb) - Lead	
101-07C	Room 21 - Left Sink	~ 17:14	7:52		(Pb) - Lead	
101-07D	"		7:53		(Pb) - Lead	
101-08C	Room 21 - Center Left Sink	~ 17:14	7:53		(Pb) - Lead	
101-08D	"		7:54		(Pb) - Lead	
101-09C	Room 21 - Center Right Sink	~ 17:14	7:54		(Pb) - Lead	
101-09D	"		7:55		(Pb) - Lead	
101-10C	Room 21 - Right Sink	~ 17:14	7:55		(Pb) - Lead	
101-10D	"		7:56		(Pb) - Lead	
16-28836 70428 - 70432						
Relinquished by: (Signature) _____ Date: <u>11/16/16</u> Received by: (Signature) _____ (Printed) _____						
Relinquished by: (Signature) _____ Date: _____ Received by: (Signature) _____ (Printed) _____						
Remarks: Preserved (Nitric Acid) or Unpreserved _____ Turnaround Time (Normal) or Rush _____						
Please hold D sample at laboratory pending C sample analysis						
Condition of Samples: _____ Acceptable: Yes _____ No _____ Comments: _____						

ACI's Per 11/18/16 @ 11:30  
CPP

URS  
1300



**Burlington, WA Corporate Laboratory (a)**  
 1620 S Walnut St - Burlington, WA 98233 - 800.755.9285 - 360.757.1400  
**Bellingham, WA Microbiology (b)**  
 805 Orchard Dr Ste 4 - Bellingham, WA 98225 - 360.715.1212

**Portland, OR Microbiology/Chemistry (c)**  
 9150 SW Pioneer Ct Ste W - Wilsonville, OR 97070 - 503.862.7802  
**Corvallis, OR Microbiology/Chemistry (d)**  
 540 SW Third Street - Corvallis, OR 97333 - 541.753.4946  
**Bend, OR Microbiology (e)**  
 20332 Empire Blvd Ste 4 - Bend, OR 97701 - 541.639.8425

## LEAD & COPPER RULE REPORT

**Client Name:** TRC - Milwaukie  
 4120 SE International Way  
 Suite A110  
 Milwaukie, OR 97222

**Reference Number:** 17-01356  
**Project:** 262545- Falls City SD -  
 High School, Phase 3

**System Name:**  
**System ID Number:**  
**DWP Source Number:**  
**Multiple Sources:**  
**Sample Type:**  
**Sample Purpose:** Investigative or Other  
**County:**

**Analyst:** bj  
**Date Received:** 1/20/2017  
**Report Date:** 1/24/2017  
**Approved By:** anp  
**Authorized by:**

Colin P O'Dwyer  
 Chemist/Microbiologist

Lab Number	Date Collected	Site / Location	EPA #	Analyte Name	Result	Units	AL	RL	METHOD	Lab	Comments
17_03154	1/20/2017	101-01E - Cafeteria Sink	1030	LEAD	4	ppb	15	1	200.8	4072	
17_03155	1/20/2017	101-09E - Room 21 - Center Right Sink	1030	LEAD	9	ppb	15	1	200.8	4072	

**NOTES:**  
 RL (Reporting Level): indicates the minimum reporting level.  
 AL Federal Action Levels are 0.015 mg/L for Lead and 1.3 mg/L for Copper under the Lead and Copper Rule for public water systems. A blank MCL value indicates a level is not currently established.  
 ND (Not Detected): indicates that the compound was not detected above the Reporting Level (RL).

These test results meet all the requirements of NELAP, unless otherwise stated in writing, and relate only to these samples. If you have any questions concerning this report contact Lawrence J Henderson at the above phone number.



**DRINKING WATER SAMPLE DATA SHEET & CHAIN OF CUSTODY RECORD**

Project #: 262545 Phase 3  
 School Name (#): Falls City S.D. - High School

Sampled By: Ken Landolt  
 Date of Flush: \_\_\_\_\_ Date of Sampling: 1/23/17

17-01356

3154 3155

Sample #	Sample Location	Flush Time	Sample Time	Standing Time	Analysis - Pb EPA 200.8 (250 mL Bottle)	Laboratory Sample ID
101-01E	Cafeteria Sink		8:42		(Pb) - Lead	
101-01F	" "		8:43		(Pb) - Lead	
101-09E	Room 21 - Center Right Sink		8:45		(Pb) - Lead	
101-09F	" "		8:46		(Pb) - Lead	

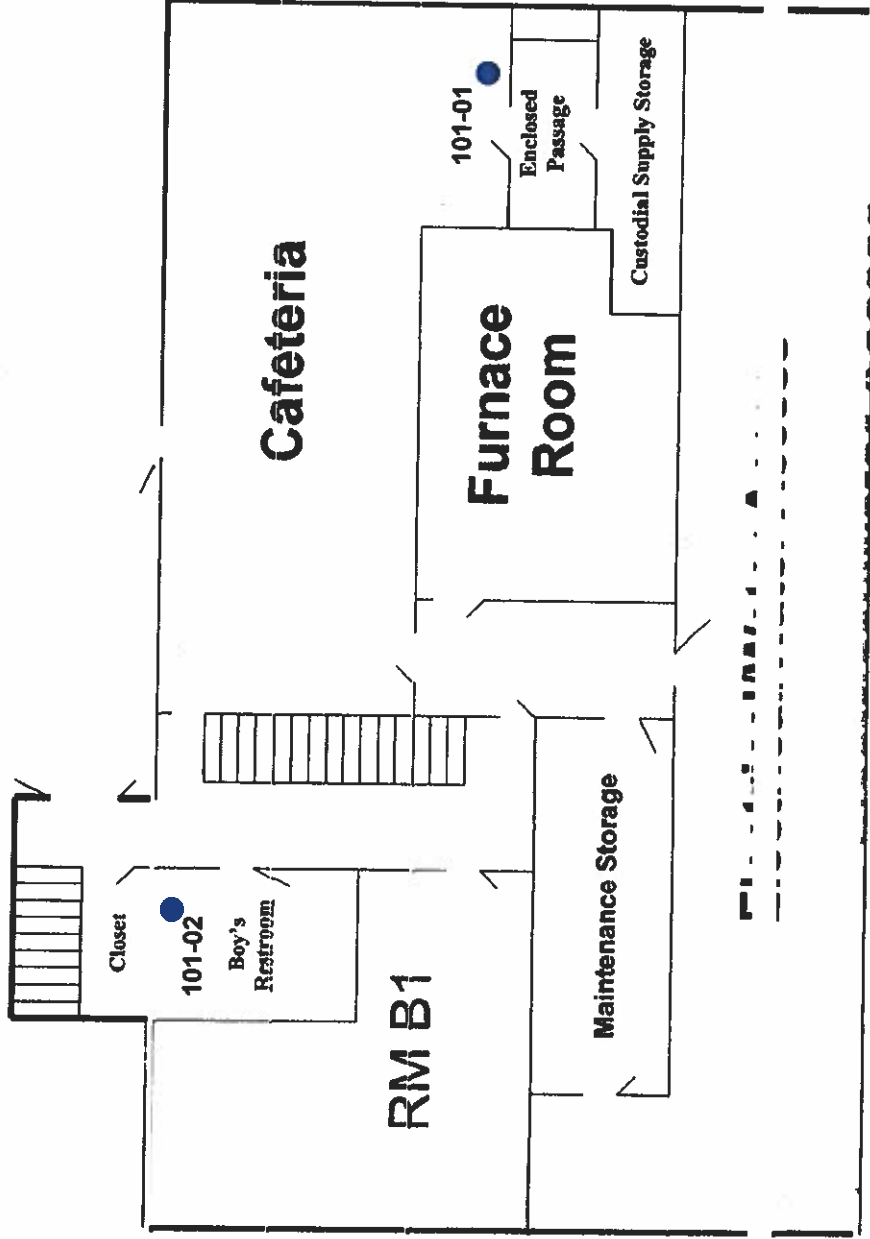
Relinquished by: (Signature) \_\_\_\_\_ Date: 1/23/17 Received by: (Signature) \_\_\_\_\_ Date: \_\_\_\_\_

(Printed) Ken Landolt Time: 10:10 (Printed) Ken Landolt Condition of Samples: 17.5°C (Printed) \_\_\_\_\_ Date: \_\_\_\_\_  
 Remarks: Preserved (Nitric Acid) or Unpreserved Turnaround Time: Normal or Rush  
 Please hold F sample at laboratory pending E sample analysis



**Appendix B – Sample Location Map(s)**

# High School



## First Floor

### LEGEND

- — Drinking Water Sample Location

### ASBESTOS SURVEY REPORT SAMPLE LOCATION MAP

FALLS CITY SCHOOL DISTRICT - LIBRARY/SCIENCE BUILDING  
111 NORTH MAIN STREET  
FALLS CITY, OREGON 97344

TRC Project No.: 262545

Drawn by: MC

Checked by: RL

Figure: 1

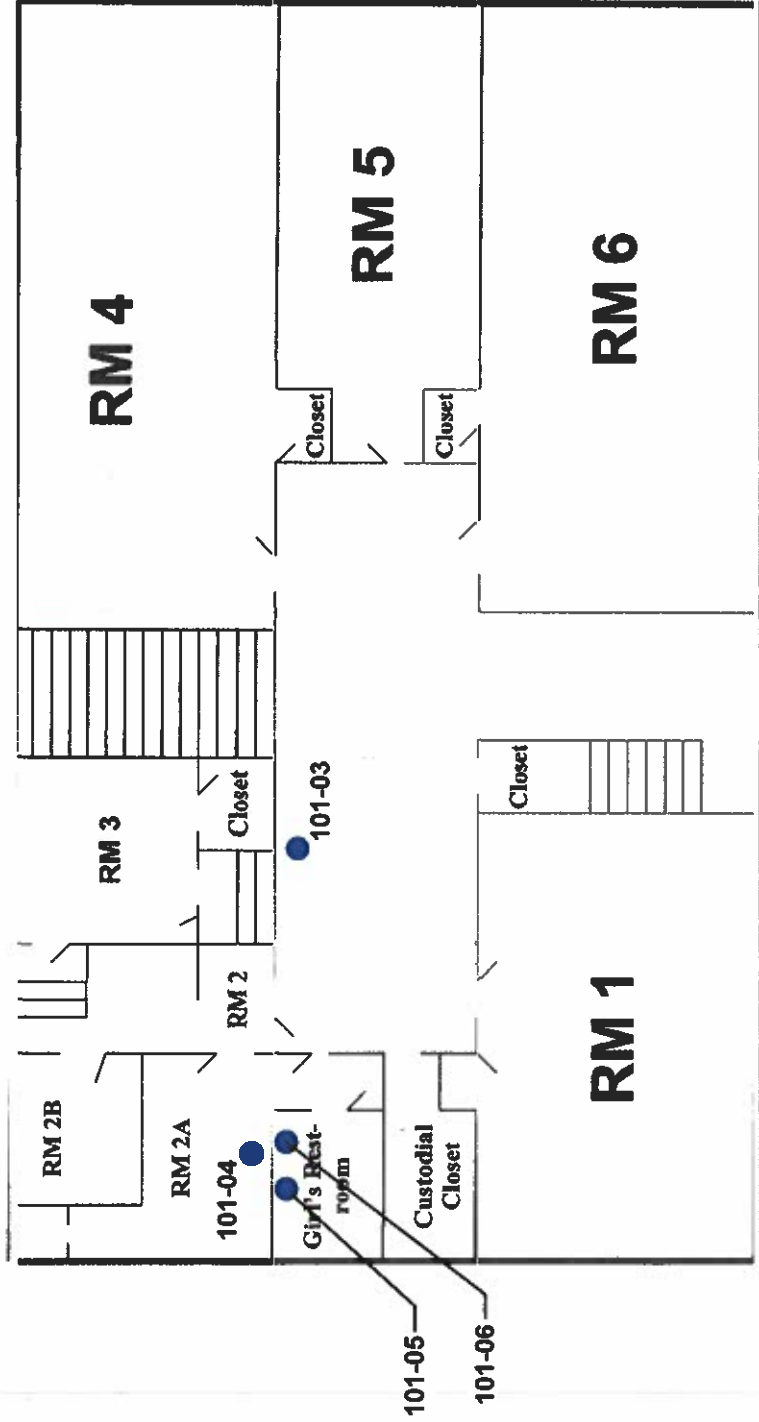
Date: 2/28/17



4120 SE International Way, Suite A110  
Milwaukie, Oregon 97222

Phone: (503) 387-3251 Fax: (503) 908-1318

# High School



## Second Floor

### LEGEND

- — Drinking Water Sample Location

### ASBESTOS SURVEY REPORT SAMPLE LOCATION MAP

FALLS CITY SCHOOL DISTRICT - LIBRARY/SCIENCE BUILDING  
111 NORTH MAIN STREET  
FALLS CITY, OREGON 97344



4120 SE International Way, Suite A110  
Milwaukie, Oregon 97222

Phone: (503) 387-3251 Fax: (503) 908-1318

TRC Project No.: 262545

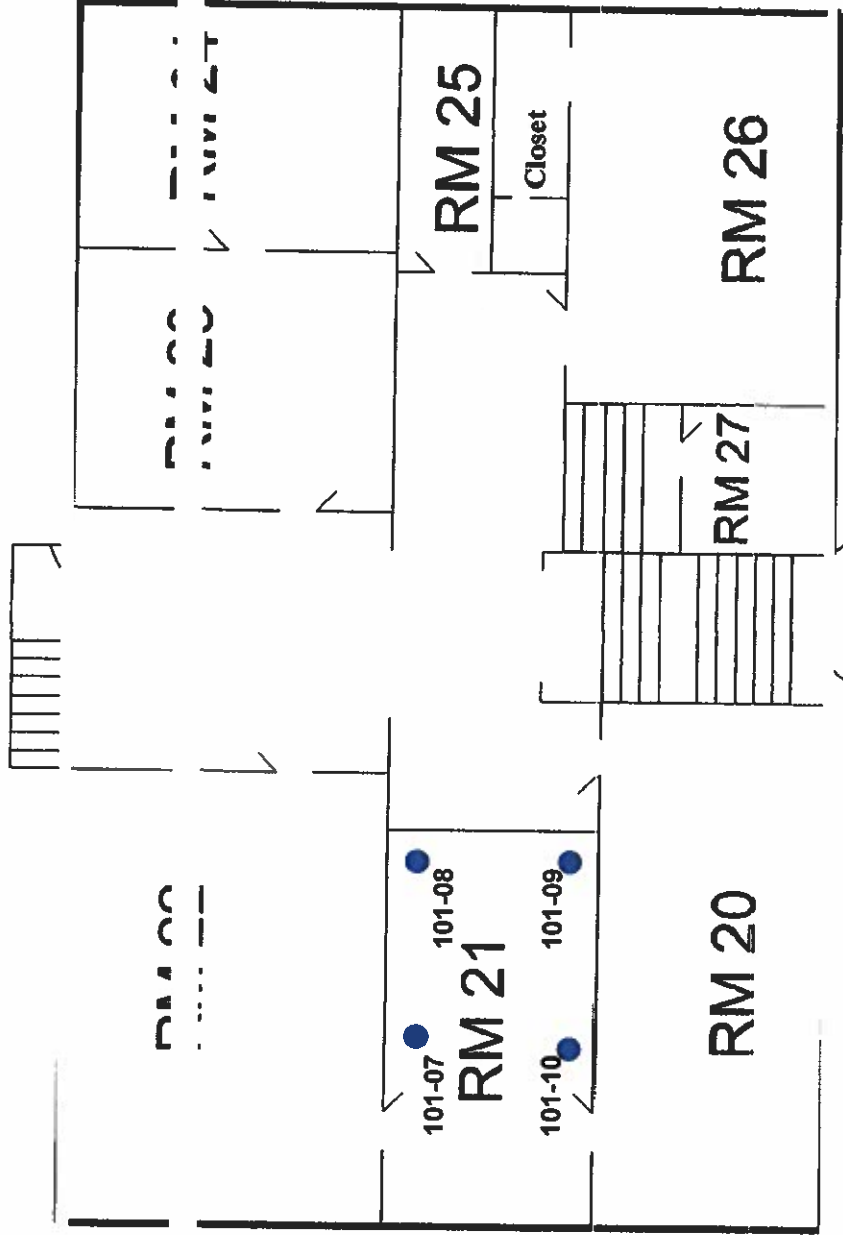
Figure: 2

Drawn by: MC

Checked by: RL

Date: 2/28/17

# High School



## Third Floor

### LEGEND

- — Drinking Water Sample Location

### ASBESTOS SURVEY REPORT

#### SAMPLE LOCATION MAP

FALLS CITY SCHOOL DISTRICT – LIBRARY/SCIENCE BUILDING  
 111 NORTH MAIN STREET  
 FALLS CITY, OREGON 97344

TRC Project No.: 262545

Figure: 3

Drawn by: MC

Checked by: RL

Date: 2/28/17



4120 SE International Way, Suite A110  
 Milwaukie, Oregon 97222

Phone: (503) 387-3251 Fax: (503) 908-1318